
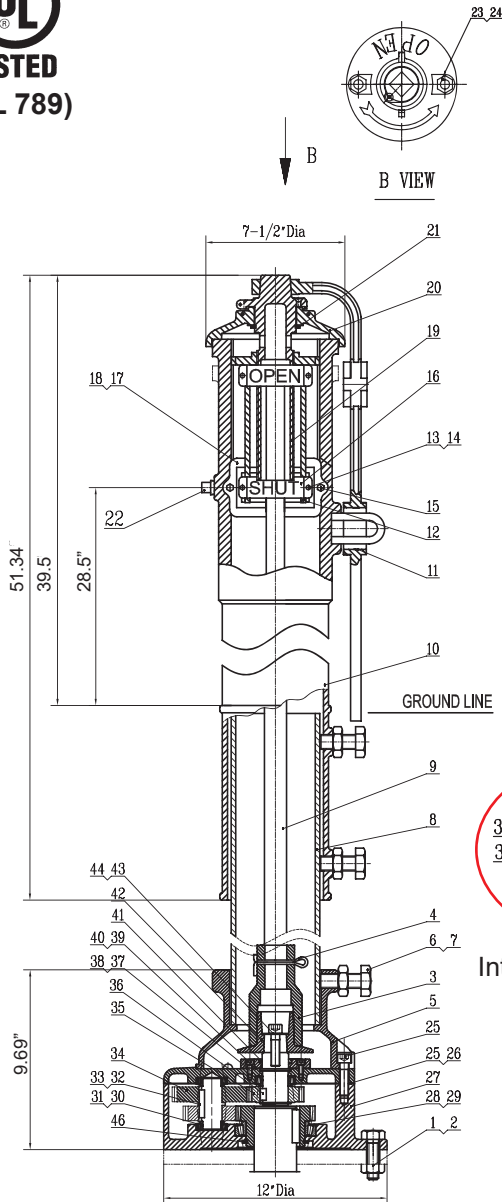


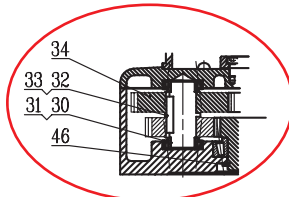
Model 5450

Adjustable Vertical Indicator Post

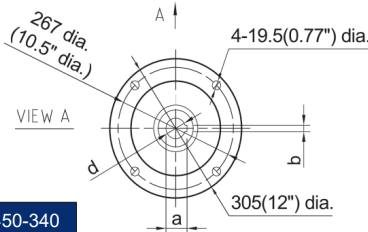
(with Integral Reduction Gear)



Gear Box Ratio: 2:1



Integral Reduction Gear



Part No.	5450-240	5450-260	5450-280	5450-300	5450-340
Size	14"	16"	18"	20"	24"
a	1.63	1.63	2.01	2.12	2.45
b	0.47	0.47	0.55	0.55	0.63
d	ø1.5	ø1.5	ø1.9	ø2.0	ø2.3

MATERIAL LIST

NO.	PART NAME	ASTM SPEC.
1	Hex Cap Screw	Carbon Steel ASTM A307B
2	Hex Nut	Carbon Steel ASTM A307B
3	Crane Coupling	Ductile Iron ASTM A536 Gr. 65-45-12
4	Cotter Pin	Stainless Steel AISI 304
5	Base Flange	Cast Iron ASTM A126 Class B
6	Hex Nut	Carbon Steel ASTM A307B
7	Hex Cap Screw	Carbon Steel ASTM A307B
8	Standpipe	Carbon Steel ASTM A53
9	Stem 1" Square	ASI 1045
10	Body	Cast Iron ASTM A126 Class B
11	Locking Wrench	Ductile Iron ASTM A536 Gr. 65-45-12
12	Target Carrier Nut	Bronze ASTM B62 C83600 or Stainless Steel AISI 304
13	Hex Cap Screw	Carbon Steel ASTM A307B
14	Hex Nut	Carbon Steel ASTM A307B
15	Hex Cap Screw	Carbon Steel ASTM A307B
16	Target	Aluminum ASTM B108-336.0
17	Window Glass	Lexan-UN Stabilized
18	Gasket	PTFE
19	Operating Nut	Bronze ASTM B62 C83600 or Stainless Steel Gr. 304
20	Top Section	Cast Iron ASTM A126 Class B
21	Snap Ring	AISI 066
22	Plug	Malleable Iron
23	Hex Nut	Carbon Steel ASTM A307B
24	Hex Cap Screw	Carbon Steel ASTM A307B
25	Housing Cover	Cast Iron ASTM A126 Class B
26	Housing Cover Gasket	NBR
27	Housing	Cast Iron ASTM A126 Class B
28	Output Gear	AISI 1045 (#45)
29	Bearing	Hardened Steel
30	Bearing	Hardened Steel
31	Gear Stem	Stainless Steel 420
32	Gear	Ductile Iron ASTM A536 Gr. 65-45-12
33	Key	Carbon Steel
34	Gear	Ductile Iron ASTM A536 Gr. 65-45-12
35	Input Gear	AISI 1045 (#45)
36	Key	Carbon Steel
37	Bearing	Hardened Steel
38	Input Stem	Stainless Steel X20Cr13
39	Gland Gasket	Graphite
40	Gland	Stainless Steel X20Cr13
41	Dust Sealing	NBR
42	Wrench Nut	Ductile Iron ASTM A536 Gr. 65-45-12
43	Washer	Carbon Steel - Zinc Plated
44	Screw	Stainless Steel A2-70

Design and materials are subject to change without notice.

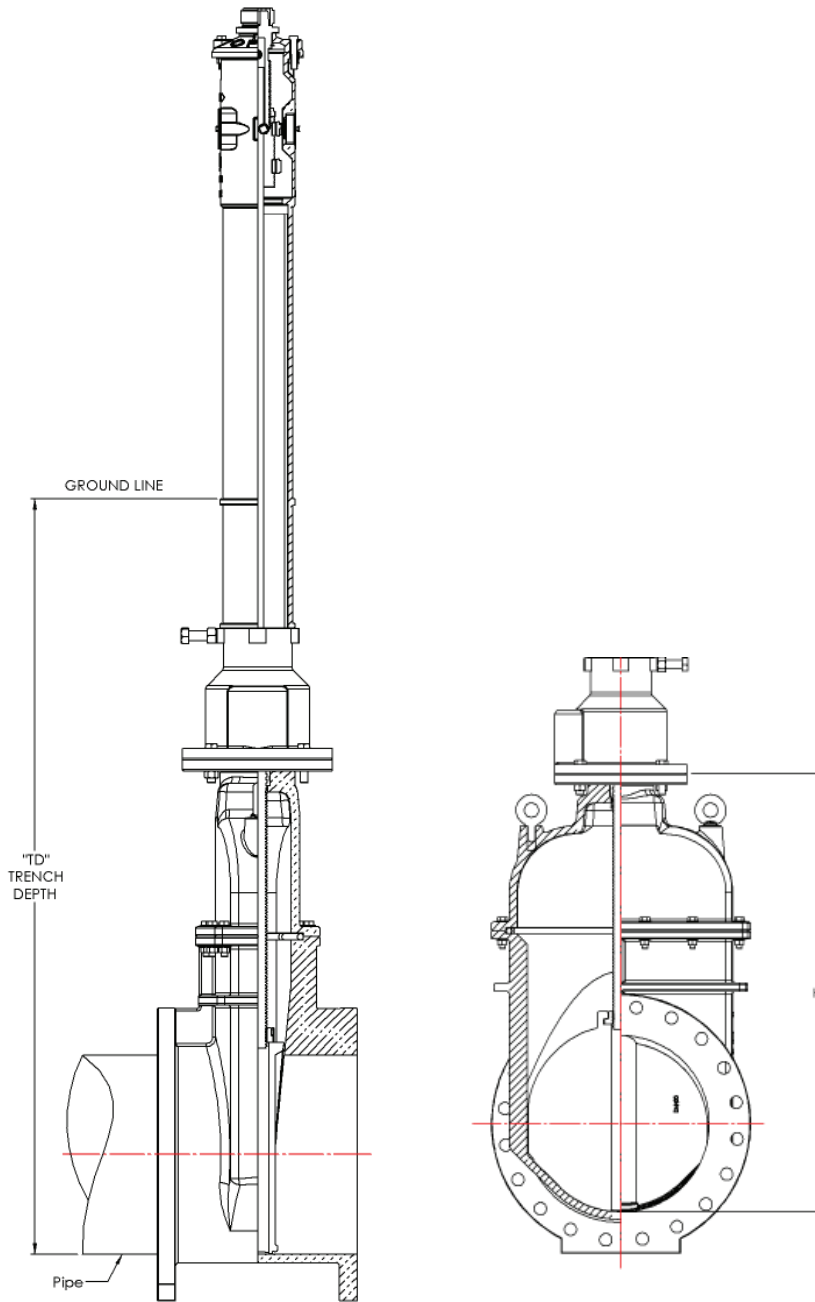


WARNING: This product can expose you to chemicals including lead, which is known to the State of California to cause cancer and birth defects or other reproductive harm. For more information go to www.P65Warnings.ca.gov.



United Water Products
 5355 Ramona Blvd., Jacksonville, FL 32205
 TEL. 877-766-4459 FAX: 877-766-4458
 Website: www.unitedwaterproducts.com

Nominal Installation Dimensions for Model 5450 Vertical Indicator Post



United Model 2010-PIV
NRS Gate Valve

Valve Size	H
14"	3'-0"
16"	3'-3"
18"	3'-8"
20"	4'-1"
24"	4'-8"

Valve Size	Trench Depth Range (TD)		Trench Depth Range (TD)		Trench Depth Range (TD)		Trench Depth Range (TD)		Trench Depth Range (TD)		Trench Depth Range (TD)	
	A		B		C		D		E		F	
	Min.	Max.	Min.	Max.	Min.	Max.	Min.	Max.	Min.	Max.	Min.	Max.
14"	4'-10"	6'-6"	6'-2"	7'-10"	7'-6"	9'-2"	8'-10"	10'-6"	10'-2"	11'-10"	11'-6"	13'-2"
16"	5'-2"	6'-10"	6'-6"	8'-2"	7'-10"	9'-6"	9'-2"	10'-10"	10'-6"	12'-2"	11'-10"	13'-6"
18"	5'-7"	7'-3"	6'-11"	8'-7"	8'-3"	9'-11"	9'-7"	11'-3"	10'-11"	12'-7"	12'-3"	13'-11"
20"	6'-0"	7'-8"	7'-4"	9'-0"	8'-8"	10'-4"	10'-0"	11'-8"	11'-4"	13'-0"	12'-8"	14'-4"
24"	6'-7"	8'-3"	7'-11"	9'-7"	9'-3"	10'-11"	10'-7"	12'-3"	11'-11"	13'-7"	13'-3"	14'-11"